

Instructions for Returning Latex Cores

- 1) Remove original core from mattress, keeping clean.
- 2) Open new core carefully, saving bags.
- 3) Set new core in desired position.
- 4) Fold original core in thirds and place in larger plastic bag.
- 5) Use vacuum to shrink down to small bag size.
- 6) Slide into smaller bag.
- 7) Place in box, seal and affix Return Label provided.
- 8) Call UPS at **1(800)742-5877** or visit **www.UPS.com**

Enclosed is the latex core(s) you requested under our 90 Night Firmness Guarantee. Please open package carefully, preserving plastic bags and carton(s) to return your original latex core(s) to us.

In unpacking, it is easiest to remove tape and peel down outer bag, then larger inside bag. To save on UPS shipping charges, we have used a standard shop vac to slightly shrink the latex. (A household vacuum with hose will also work.) We then placed the vacuumed latex into the smaller plastic bag, which holds the shape for economical UPS shipment.

After you have slept on your new core for a few nights and are sure which firmness is best, return the extra core to FloBeds at 234 E. Redwood Ave., Fort Bragg, CA 95437. Please fill out the returned item column on your return label, and place in plastic shipping envelope with FloBeds address showing.

Under our 90 Night Firmness Guarantee agreement, we have paid for the exchange core UPS charges to you, and you are responsible to pay the UPS charges to return the core(s) to us. For a nominal charge, UPS will come to your home to make a pick-up. You can call them at **1(800)742-5877** to find out actual costs and make arrangements. If you press "0", you will get to a human. You can also check rates and arrange pickup via UPS online at **www.UPS.com**. For rates, click on rates. For pickup, click on pickup.

When we receive your original core, we will credit your card the amount on deposit. To insure credit, please use the enclosed shipping label with returned item column filled in. Please return within 10 days from receipt of core(s).

Size	Weight	Typical Dimensions of:
C King Core	appx. 29 lbs ea	1 Core Carton -- 2 Core Carton
E King Core	appx. 29 lbs ea	8"x 21" x 26" -- 16" x 22" x 32"
Queen Core	appx. 24 lbs ea	
Std/Double	appx. 21 lbs ea	
Twin Core	appx. 28 lbs ea	



How to Shrink Latex Cores for Shipping

Tools Needed:

- Original Plastic Bags
- Vacuum with Hose
- 2" Packing Tape


1. Fold core into thirds.




2. Place folded core into larger plastic bag.



3. Place end of vacuum hose into bag, slightly between latex folds. Loosely twist bag around hose and squeeze tight. Turn on vacuum. If vacuum slows, pull back hose 1/2" or so.



4. When the core has shrunk to 1/3 its size, pull hose out, and twist bag tightly.



5. Immediately place it into the smaller plastic bag twisted end out, then roll the end of the smaller bag and tape closed.

6. Place it into the box. Seal with 2" packing tape.

Instructions for Returning Latex Cores

- 1) Remove original core from mattress, keeping clean.
- 2) Open new core carefully, saving bags.
- 3) Set new core in desired position.
- 4) Fold original core in thirds and place in larger plastic bag.
- 5) Use vacuum to shrink down to small bag size.
- 6) Slide into smaller bag.
- 7) Place in box, seal and affix Return Label provided.
- 8) Call UPS at (800)742-5877 or visit www.UPS.com

Enclosed is the latex core(s) you requested under our 90 Night Firmness Guarantee. Please open package carefully, preserving plastic bags and carton(s) to return your original latex core(s) to us.

In unpacking, it is easiest to remove tape and peel down outer bag, then larger inside bag. To save on UPS shipping charges, we have used a standard shop vac to slightly shrink the latex. (A household vacuum with hose will also work.) We then placed the vacuumed latex into the smaller plastic bag, which holds the shape for economical UPS shipment.

After you have slept on your new core for a few nights and are sure which firmness is best, return the extra core to FloBeds at 234 E. Redwood Ave., Fort Bragg, CA 95437. Please fill out the returned item column on your return label, and place in plastic shipping envelope with FloBeds address showing. Under our 90 Night Firmness Guarantee agreement, we have paid for the exchange core UPS charges to you, and you are responsible to pay the UPS charges to return the core(s) to us. For a nominal charge, UPS will come to your home to make a pick-up. You can call them at (800)742-5877 to find out actual costs and make arrangements. If you press "0", you will get to a human. You can also check rates and arrange pickup via UPS online at www.UPS.com. For rates, click on rates. For pickup, click on pickup.

When we receive your original core, we will credit your card the amount on deposit. To insure credit, please use the enclosed shipping label with returned item column filled in. Please return within 10 days from receipt of core(s).


How to Shrink Latex Cores for Shipping



Size	Weight	Typical Dimensions of:
C King Core	appx. 29 lbs ea	1 Core Carton -- 2 Core Carton
E King Core	appx. 29 lbs ea	
Queen Core	appx. 24 lbs ea	8" x 21" x 26" -- 16" x 22" x 32"
Std/Double	appx. 21 lbs ea	
Twin Core	appx. 28 lbs ea	

- Tools Needed:
- Original Plastic Bags
 - Vacuum with Hose
 - 2" Packing Tape


1. Fold core into thirds.



2. Place folded core into larger plastic bag.



3. Place end of vacuum hose into bag, slightly between latex folds. Loosely twist bag around hose and squeeze tight. Turn on vacuum. If vacuum slows, pull back hose 1/2" or so.



4. When the core has shrunk to 1/3 it's size, pull hose out, and twist bag tightly.



5. Immediately place it into the smaller plastic bag twisted end out, then roll the end of the smaller bag and tape closed.



6. Place it into the box. Seal with 2" packing tape.